

Encore 29

**NOW MEETS & EXCEEDS
NSF 4 REQUIREMENTS**
for food and safety

Take Your Coffee Experience
to the Next Level
with this Enhanced 29"
Bean to Cup Solution!

NSF[®]


Cafection

*Images may vary from the actual product.

Low-Carbon Lifestyle

Be One of Those Making a Greener Planet with Cafecation.

Only Compostable Wastes

- No plastic cups in the landfill.
- 100% compostable organic coffee waste.
- Biodegradable filter paper.

Reducing Greenhouse Gas Emission

- Remote monitoring & management using Sophia – Global Management System.
- Maintenance notifications to reduce service visits and be PROACTIVE.
- Save time and money while making a difference at a larger scale by reducing your environmental footprint.

Sophia

Système de gestion globale

Other Sustainable Advantages Offered by Cafecation

Energy Saving Mode*:

- Brewers are asleep around 74% of their lifetime, mostly on weekends, holidays and at night**.
- Set sleeping periods to reduce energy use.
- Machines can be woken up at anytime. Water is kept at the ideal temperature to minimize heating time and to guarantee safety.
- Increase significantly the lifetime of all components in contact with water.



*Available on Cafecation's web-based application, Sophia – Global Management System. Optimum license required.

**Based on 8 am to 5 pm work days.

Now NSF Certified

Much easier and faster maintenance procedure

Cafecation has developed new parts and components to simplify your maintenance activities as well as to optimize the cleaning procedure.

Indeed, the Encore 29 is now NSF 4 certified. And, after thousands of successful performance tests, the Encore 29 is more robust and reliable than ever!

**A healthy coffee starts with a clean machine...
now so easy with the enhanced Encore 29!**



NSF provides the best brand protection through its public health mission and the most comprehensive solutions across the total supply chain. This is why NSF is The Most Trusted Name in Food Safety™.

It signifies to customers and regulators that your products have been tested by an independent third party, are certified to the industry's highest standards and meet all applicable North American regulatory requirements.

NSF food equipment standards include requirements for material safety, to ensure the product will not leach harmful chemicals into food; design and construction, to ensure the product is cleanable and is not likely to harbor bacteria; and product performance.

Source: www.nsf.org



Connectivity

Peace of Mind, Remotely

Now Connected via a Cellular Modem

- Private and secure network
- Faster connection
- Automatic updates pushed remotely*

Easy Cellular-Connected Management

- Remote maintenance notifications*
- Online ordering process*

Exclusive Software Features

- Energy saving schedules & screen saver*
- Push videos to the screen*
- Preprogrammed rinse and valves self-cleaning features

What Is Sophia — Global Management System?

Sophia is a web-based application for easy management and monitoring of your different assets. Its new features help you reduce service calls and offer excellence, cup after cup.

The new 3.0+ software is compliant with

Sophia
Global Management System

The Machine

Features & Innovations

Elegant and Efficient Design

- 29" height
- 18.5" touch screen
- Fits a 7.75" mug
- Lighter aluminum case
- 4" adjustable legs for easy clean-up under the brewer

Quieter

- Smoother grinding process (high quality grinder)
- Noise reducing inside panel

Easy to Fill

- 10 lb capacity bean hopper mounted on a rail system
- Choice of 3 soluble powder: hot chocolate, French vanilla and milk
- Lockable products compartment for your safety

Customization Options

- Display promo videos during the brew time*
- Add your logo and short text to the right part of the screen saver*
- Upload the logo of your favorite roasters to display on the beverage settings screen* and set the recipes to meet the high quality taste profile

Easy to Install

- Everything in a single box: unpack, plug and enjoy!

Intuitive User Interface

In Colors That Match Your Brand

Selection Screen

Easily recognizable images for each beverage showing the recipes' content.

Maintenance notifications on screen.

Coffee Names Customization

Ability to customize coffee names (up to 26 characters on a maximum of 2 lines) and roaster tags*.

Beverage Settings Screen

Simple selection screen to customize your perfect beverage.

Add milk (up to 2), modify strength: watch the regular coffee image displayed change.

State of the Art Technology

Enhanced user experience through an intuitive and improved touchscreen technology.

Customizable screen in 3 colors (blue by default) to match your brand image.



Reliable Technology

Enjoy the New Enhanced Features

Easy Cleaning Procedures

- Made to meet the most rigorous food safety requirements
- Redesigned components to ensure the best safe and delicious coffee
- Easy healthy cleaning system
- Reduced maintenance time

20 Years of Expertise in Coffee Machines Manufacturing

- Founded in 1996
- Largest bean to cup coffee machine manufacturer in North America
- More than 2 billion cups of coffee served every year

Cafection's Brew System

- Patented reverse French press technology
- Professional burr grinder for the perfect coffee, one cup at a time
- Freshly brewed cup of perfect coffee, every time!

Cafection's Innovations & Exclusive Options

- Brewers connected through a private cellular network and remotely manageable
- ADA compliant coffee machines
- Larger brew group delivering a 24 oz cup of coffee in a single brew cycle (available on the Encore Venti)

Improved Soluble Whipping System

- High-speed whipping disk for an optimal mixing of soluble drinks
- Thicker foam for a perfect milk on top of your gourmet coffee
- Barista quality froth



Options & Accessories

Equip Your Machine

NEW Vending Options

1. Credit card reader
2. Bill acceptor & bill box
3. Integrated printer
4. Coin mechanism & coin kit

Accessories

- Cup & condiment dispenser
- Assembled wood base cabinet
- Chute kit (for counter or cabinet waste bin)

Connectivity

- Sophia Optimum License

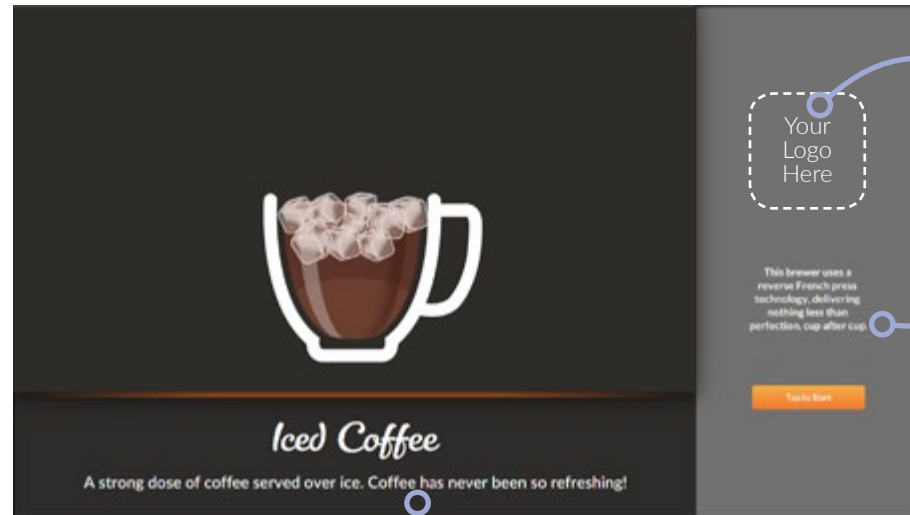
Integrated Options

- Adapted touchpad
An adapted keyboard to help people who are not able to reach the screen or are not comfortable using it to order coffee. Also compliant with the Americans with Disabilities Act (ADA).



Customization

Screen Saver Interface



Add Your Logo*
Customize the screen saver with your logo or tagline to show your brand image to your customers.

Add a short message or your company description below using Sophia—Global Management System.

Default screen saver videos show each beverage available in the brewer, one at a time. The recipe's name, along with a short description of the beverage, is displayed at the bottom of the screen.

Accent color matches the selected software theme (blue by default).



*Available on Sophia—Global Management System.

Video Branding

Brewing Time Video Branding
Take advantage of the 1-minute brewing time to display videos to your customers. Promote your company services and products or send internal communications.

Screen Saver Video Branding
Draw the customer's attention by displaying your own personalised videos in Screen Saver mode.

These 30-second videos will stimulate your customer's interest in your different products and services and will lead them directly to the coffee machine.

Videos can be pushed remotely using Sophia — Global Management System (Optimum license required).

Try it Today!



Technical Specifications

Encore 29 - Made in Canada

Description

- Fresh bean to cup coffee machine
- 3 bean hopper (4.2 lb, 3.4 lb, 2.0 lb)
- 3 soluble canisters (1.2 lb, 3.7 lb, 2.4 lb)
- 3 cup sizes
- 3 brew strengths
- 18.5" HD touch screen
- Cellular modem included
- Maintenance LED lights
- 1,600 coffee capacity filter paper rolls

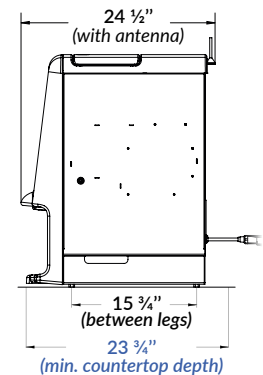
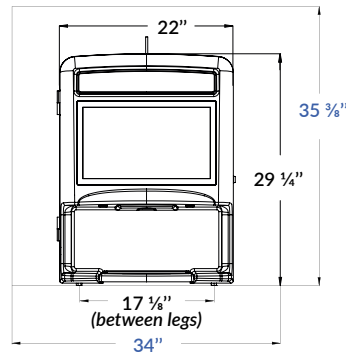
Customizable Options

- Brew time and screen saver videos*
- Roasters and OCS logos on screen*
- Cup sizes & brew strengths
- Recipes settings & gram throw
- Beverages name & coffee tags
- Beverages description for screen saver*
- Color theme of the interface

Beverages Selection

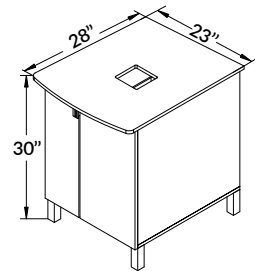
- | | |
|--------------------|----------------------|
| Coffee (3 choices) | Hot Chocolate |
| Coffee 50/50 | Mokaccino |
| Iced Coffee** | Choco Latte |
| Hot Water | French Vanilla |
| Long Espresso | Vanilla Coffee |
| Energy Shot | Vanilla Choco |
| Hot Shot Blend | Vanilla Choco Coffee |
| Café Latte | Vanilla Choco Latte |
| Cappuccino | |

Dimensions & Minimum Space Requirements



Requirements

- Electricity:
120 VAC, 12 A, 60 Hz
- Water services:
plumbed or bottled
- Water tank capacity:
0.74 gal
- Weight: 95 lb



Assembled Wood Cabinet



*Sophia license required. **Ice machine required.



Proud member of the
EVOCA
GROUP

2355, avenue Dalton, Québec (Québec) G1P 3S3 Canada
T: 800-561-6162 F: 800-463-2739
www.cafection.com

